



# **eGolfScore's Individual Scoring Program (iSP)<sup>™</sup> for the Mobile Web USER MANUAL**

## **Introduction**

The Individual Scoring Program (iSP)<sup>™</sup> allows you to score your rounds while you're on the course with your own mobile phone! Simply save your scores with just the touch of a button!

Use YOUR mobile phone as a scorecard

Use RoundCast® to allow friends to follow your round in real-time

After your round, analyze your game, stats, history, and more on your mobile phone or personalized website!

## **Requirements**

eGolfScore's iSP Web is a browser based application that can be run from any XHTML supported device browser. To access the application, goto [m.egolfscore.com](http://m.egolfscore.com) on your mobile device's web browser.

For older WML based browsers, goto <http://www.egolfscore.com/wireless> on your mobile device's web browser.

## **Setup**

Prior to using eGolfScore's iSP you must have an active eGolfScore membership. Go to <http://www.eGolfScore.com> or sign up on the iSP application under the Sign Up menu option.



## Main Menu

---

The main menu presents the main functions of the application;

### Options

Login Name or Email	This option provides access to your;  Electronic Scorecard Profile Reporting Course Information
About	This option displays the version of the current eGolfScore mobile site, as well as gives a brief description of the what is included with a membership.
Sign Up	This option allows you to create an eGolfScore membership.
Get Java Version	This option allows you to download the Blackberry Version of the application.

### Main Menu Screen

### Instruction

To select a menu option, to scroll down to highlight the desired option, then select the option.



## Login

---

If you already have an eGolfScore account setup, this option allows you to access your account information, analysis tools, and electronic scorecard.

When the Login menu option is selected, you are prompted for your Login Name and PIN. This information was setup when you created your eGolfScore account.

After the first time you login to your account, the program will remember your Login Name and PIN, by selecting the “Remember Me” option and automatically use them to access your account the next time.

If you enter an invalid Login Name or PIN, an error message will appear, and you will be given the option to retry.

If you do not remember your pin, enter your email address and select “**Here**” and an email with your pin will be sent to your email.

The PIN entry will accept only 4 digit numbers to correspond to the requirements for a PIN setup in eGolfScore.

### Login Screen

### Instructions

Enter your Login name or Email.

Enter your PIN, then select The **Login** using the roller wheel ball.



## Member Menu

---

After Logging In, the Member Home Menus provides access to the main functions for your personal account.

Upon your profile page loading, your stats will be displayed above the profile options.



### Options

New Round	This option allows you to begin a new electronic scorecard for an individual round.
Current Round	If you have a round currently in progress, this option allows access to the scorecard to continue scoring.
Courses	This option allows you to view course information from a searchable course database.
Home	This option will bring you to the login page.

---

### Member Profile Screen

---

Joe Kaplan (2009 Profile)

- Handicap is **15.7**
- Average Score is **95.7**
- Best Score is **91.0**
- % Pars is **20.4**
- Average Putts is **2.6**

New Round >

Current Round >

Courses >

Home >

Copyrighted 2009, eGS, Inc.

To select a menu option, scroll down to the desired option, then select the option.

Select the **Home** button and to return to Profile page.



**Electronic Scorecard: New Round / Current Round**

To score a round select **New Round**, or to continue scoring a round already in progress, select **Current Round**.

- By selecting a New Round, you will be erasing the previously stored round information. As such, make sure you have performed the **Save to Web** function for the Current round.

**Round Course Selection**

After selecting New Round, the Course screen is displayed. You are prompted here to select your desired course from your **Favorites** list as setup on the web site, **Most Used Courses** or to do a **Course** search on the complete course database.

Round Course Selection

Instructions

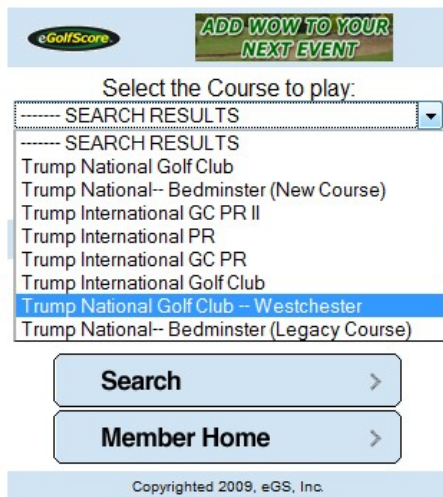
To select a course scroll down to highlight the desired option, then select the option. To search for a course, enter partial course name, and select **Search**.

## Course Search

After the Search process is run, a Course Listing screen is displayed. You are prompted here to select the desired course.

- If your course search returns more than 10 courses, you will be asked to enter more course information for your search.
- If your course search returns no courses, shorten the partial name search, or remove the state information.

### Instructions



To select a course highlight the desired option from the list, then select the **Next** button.

## Round Tees and Settings

After the Course List selection, the Round Tees and Settings screen is displayed. You are prompted here to select your desired tee. You are also prompted to select the information you want to track for the round, for example; Putts, Fairways Hit, Bunkers, Penalties, and turn on or off the RoundCast™ functionality.

To send a notification email to your RoundCast™ list, check the RoundCast™ list checkbox. Additionally by checking the "Enter More Emails Now" checkbox you will be able to enter additional email to your RoundCast™ list.



Instructions

ADD WOW TO YOUR NEXT EVENT

Select the Tees to play:  
 White - 6281

For this round, I will enter:  
 18 Holes

Putts  
 Fairways  
 Bunkers  
 Penalties  
 Show History

Send a round notification via;  
 RoundCast List  
 Enter More Emails Now

Next >

Member Home >

Copyrighted 2009, eGS, Inc.

Select the desired tee and which holes to be played for the round.

Check the desired tracking and RoundCast<sup>TM</sup> options, by pressing the space bar to check or uncheck.

Then highlight and select the **Next** button.

**USAGE NOTE:**

- If you are not a Premium Member, and have already used your trial round, and you do not have the appropriate rounds in inventory, you will be asked to purchase additional rounds or a Premium Membership.

**Confirmation Screen**

- After selecting the course, tees and settings for your round a confirmation screen will appear with to ensure all information and settings were entered correctly.

ADD WOW TO YOUR NEXT EVENT

Round Settings:  
 Course:  
**Doral Golf Resort and Spa - Silver**  
 Miami, FL  
 Tees:  
**White - 6589**  
 Holes:  
**All 18 Holes**  
 Tracking:  
**Putts**  
**Fairways**  
**Bunkers**  
**Penalties**  
**Show History**

Send a round notification to;

joshkap@comcast.net  
 sappingtonl@egolfscore.com  
 wargom@egolfscore.com  
 bak526@comcast.net  
 Mohnd@egolfscore.com  
 kaplank@egolfscore.com

Begin Scoring >

Change Settings >

Member Home >

Copyrighted 2009, eGS, Inc.



### Round History

- After you have confirmed all information and settings are correct scroll to **Begin Scoring**, and a round history screen will appear detailing your most recent round at this course.




Welcome back to Doral Golf Resort and Spa - Silver, your previous round at this course was;


Date	Score	Pars	Avg Putt
9/7/2001	91 (+20)	7	1.8

Copyrighted 2009, eGS, Inc.

### Score Entry

After setting up your round, you will then enter the score information for each hole. After the score information is entered, select **Next Hole**.

#### Instructions

#7 - 387 - Par 4 - HCP 9  
Score: 26 (+2)

Score   
 Putts   
 Fairway   
 Bunker   
 Penalties

Copyrighted 2009, eGS, Inc.

Enter the score and putts.

Toggle the Fairway and Bunker information.



To see your previous score on this hole, select **History**. (Description of previous performance on this hole.)

To view an image of the hole select **Image**. (An image of the exact hole.)

Then select **Next** to go to the next hole.

#### Score History Screen

#### Instructions

Your previous round for this hole was;

Date	Score	Putt	Fair	Bunk	Pen
9/8/2001	4	1			X
My Avg:	4.0	1.0	0%	100%	0%
Members Avg:	5.2	2.0	43%	33%	0%

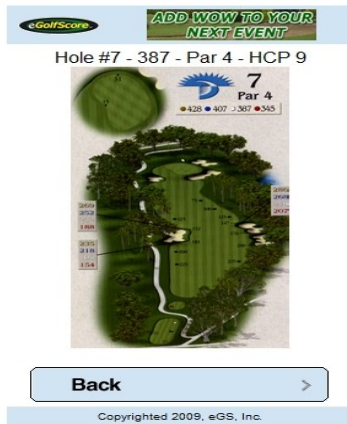
Copyrighted 2009, eGS, Inc.

Select the Back button to return to the Score Entry screen.



Hole Image Screen

Instructions



Select the Back button to return to the Score Entry screen.

**Score Menu**

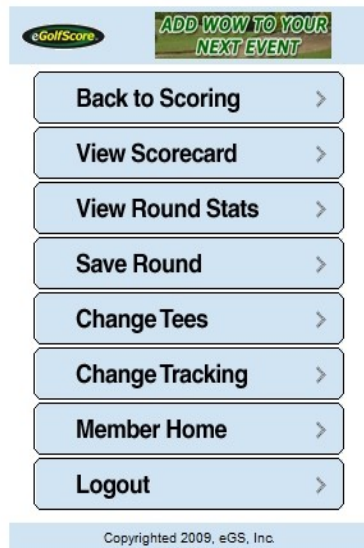
While you are scoring the round, you can access the score menu to view your scorecard, round stats, and to perform other operations.

**Options**

Back to Scoring	This option will bring you back to the wireless scorecard.
View Scorecard	This option allows you to view your entire scorecard.
View Round Stats	This option will display your stats from the current round.
Save Round	This option will save the score to your personal web account.
Change Tees	This option will allow you to make changes to the Tees you will play from.
Change Tracking	This option will allow you to change what you would like tracked during your round.
Member Home	This option will prompt you to member home page.
Logout	This option will log you out of the application,

## Score Menu Screen

## Instructions



To access the menu, scroll to **Menu** item on the screen and select the item.



### View Round Stats

This will show round stats through a percentage; Putts, Birdies, Bogie's, Dbl Bogie's, Eagles, total score, projected score, total and avg. putts, fairway and bunker percentage, and finally penalties.

### Save Round Steps

- Select Menu
  
- Then Select Save Round (Save To Web)
  
- Then toggle through what you would like saved, and select Save Round
  - ① Away Round- Your round is either an away or home round
  - ① Tournament- If you are playing in a tournament and using iSP, check tournament box to allow for handicap to be calculated.
  - ① Combined Nines- In order to calculate a handicap, full 18 hole rounds must be submitted, therefore **Combining** two nine hole rounds will allow for handicap to be calculated.





Score Type:

- Away
- Tournament
- Combined Nines

**Save Round** >

**Back** >

Copyrighted 2009, eGS, Inc.